

Front Fork Cartridge kit for Yamaha MT-07 XSR700

FKS 2040

Spare Parts List



Safety precautions

General Warnings

Note!

The shock absorber/front fork/steering damper is an important part of the vehicle and will affect the stability.

Note!

Read and ensure you understand the information in this manual and other technical documents provided by Öhlins, before using the product.

Note!

Öhlins Racing AB can not be held responsible for any damage to the shock absorber/front fork/steering damper, vehicle, other property or injury to persons, if the instructions for mounting, usage and maintenance are not followed exactly.

Warning!

After installing the Öhlins product, take a test ride at low speed to ensure your vehicle has maintained stability.

Warning!

If the suspension makes an abnormal noise, or the function is irregular, or if you notice any leakage from the product, stop the vehicle immediately and return the product to an Öhlins Service Centre.

Warning!

The product warranty shall only apply if the product has been operated and maintained in accordance with recommendations in this manual. If you have any questions regarding usage, service, inspection and/or maintenance please contact Öhlins.

Warning!

This product was developed and designed exclusively for a specific vehicle model and shall only be installed on the intended vehicle model in its original condition as delivered from the vehicle manufacturer.

Note!

When working with the Öhlins product, read the Vehicle Service Manual.

Tools

Torque, threadlocker and grease apply to both cartridges.

Special tools:

- 01791-23 Threadlocker Loctite 6300 (50 ml)
- 00146-01/02 Grease (100 g/400 g)
- 00727-13 Clamp (Shaft / Cylinder tube)
- 00727-05 Clamp (Adaptor)

SAFETY SYMBOLS

In this manual, mounting instructions and other technical documents, important information concerning safety is distinguished by the following symbols:



The Safety Alert Symbol means: Warning! Your safety is involved.

Warning!

The Warning Symbol means: Failure to follow warning instructions can result in severe or fatal injury to anyone working with, inspecting or using the shock absorber, or to bystanders.

Caution!

The Caution Symbol means: Special precautions must be taken to avoid damage to the shock absorber.

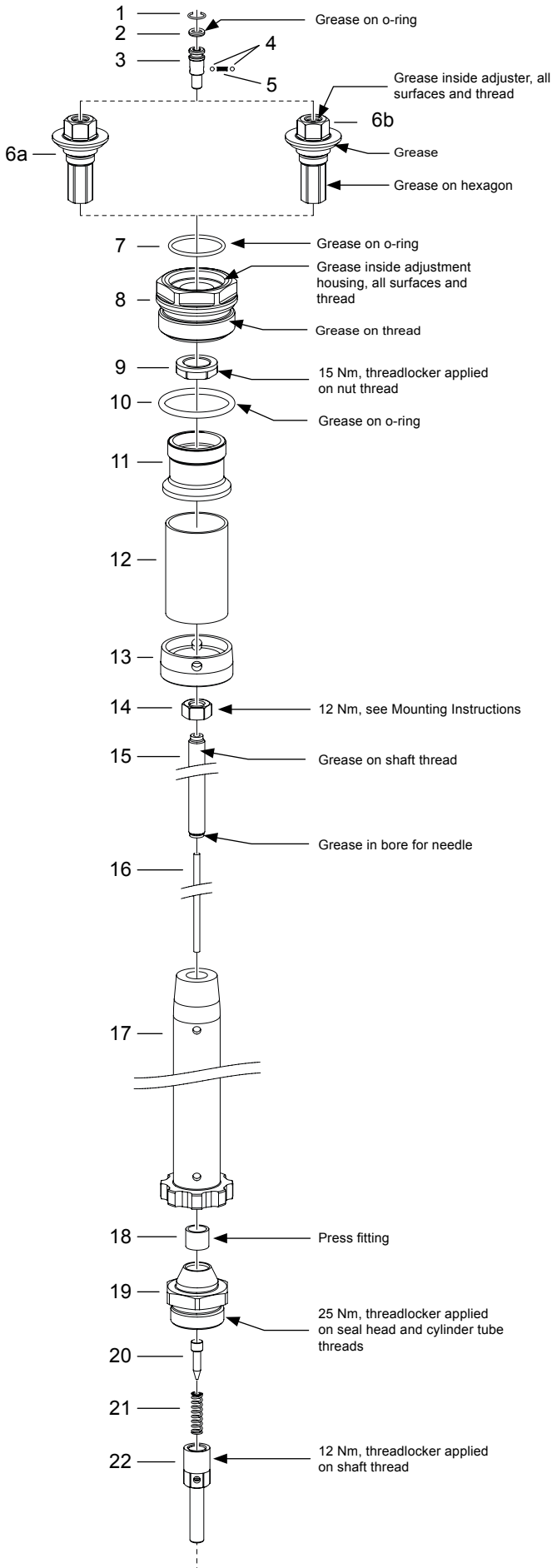
Note!

The Note Symbol indicates information that is important regarding procedures.

© Öhlins Racing AB. All rights reserved.

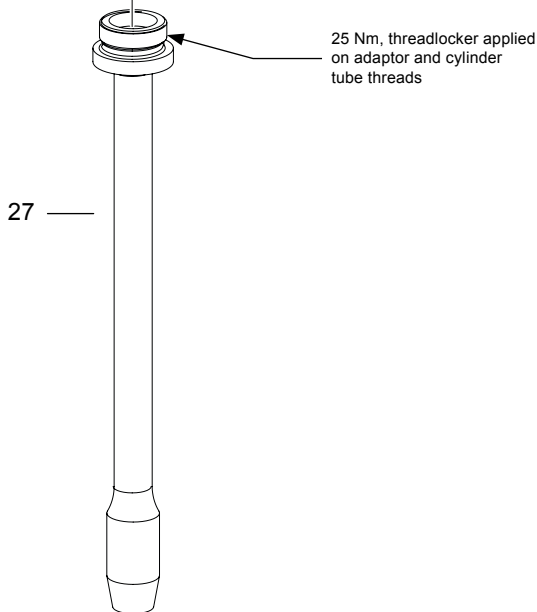
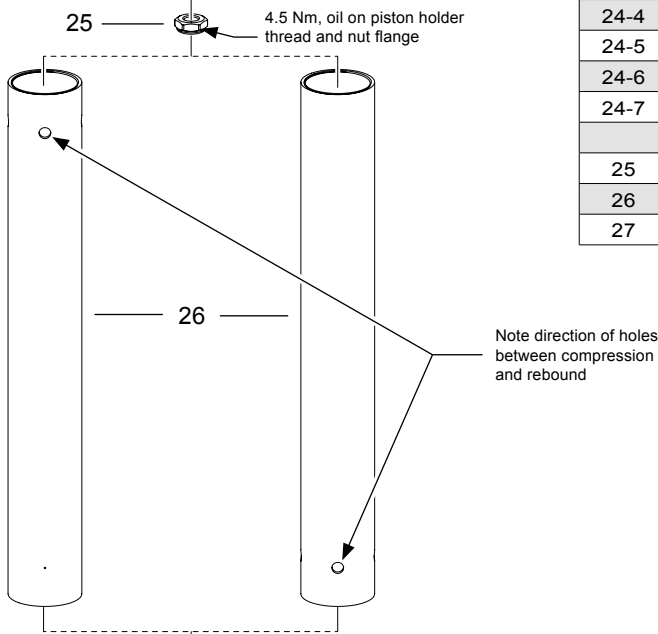
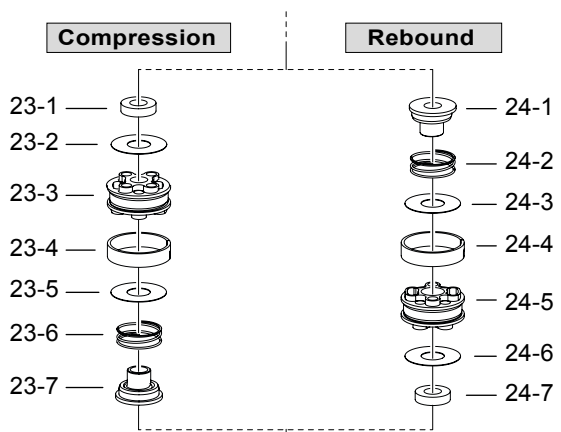
Any reprinting or unauthorized use without the written permission of Öhlins Racing AB is prohibited.

FKS 2040



Pos	Part no	Pcs	Description	Notes
1	01473-01	2	Circlip	
2	00577-01	2	O-ring	
3	21819-01	2	Adjustment screw	
4	00884-04	4	Ball	
5	01474-01	2	Spring	
6a	21905-01	1	Adjuster compression	
6b	21905-02	1	Adjuster rebound	
7	00338-83	2	O-ring	
8	21907-03	2	Adjustment housing	
9	21903-01	2	Nut	
10	00638-96	2	O-ring	
11	21906-02	2	Preload socket	
12	01460-81	2	Preload tube	
13	21919-01	2	Guide ring	
14	00437-09	2	Nut	
15	21812-05	2	Shaft	
16	15412-13	2	Adjustment rod	
17	21916-01	2	Guide sleeve	
18	01056-09	2	Bushing	
19	21817-01	2	Seal head	
20	21813-15	2	Needle	
21	04727-09	2	Spring	
22	01654-14	2	Piston holder	

FKS 2040



Pos	Part no	Pcs	Description	Notes
23 Compression				
23-1	21816-12	1	Washer	
23-2	-	-	Shim stack	See spec. card
23-3	21815-01	1	Piston	
23-4	15409-01	1	Piston ring	
23-5	00186-19	1	Shims	
23-6	01693-02	1	Spring	
23-7	21814-01	1	Spring collar	
24 Rebound				
24-1	21814-01	1	Spring collar	
24-2	01693-02	1	Spring	
24-3	00186-19	1	Shims	
24-4	15409-01	1	Piston ring	
24-5	21815-01	1	Piston	
24-6	-	1	Shim stack	See spec. card
24-7	21816-12	1	Washer	
25	15421-01	2	Lock nut	
26	21818-01	2	Cylinder tube	
27	21904-03	2	Adaptor	

Your Öhlins retailer:

Öhlins Racing AB
Box 722
SE-194 27, Upplands Väsby
Sweden

Phone: +46 (0)8 590 025 00
Fax: +46 (0)8 590 025 80
www.ohlins.com



www.ohlins.com