

Shock Absorber HONDA FORZA

HO 4300

Spare Parts List



SAFETY PRECAUTIONS

⚠ Warning!

The shock absorber/front fork/steering damper is an important part of the vehicle and will affect the stability.

⚠ Warning!

After installing the Öhlins product, take a test ride at low speed to make sure your vehicle has maintained stability.

⚠ Warning!

Some of Öhlins products contain pressurized nitrogen gas (N₂). Do not open, service or modify pressurized products without proper education (approved Öhlins dealer/distributor) and proper tools.

👁 Note!

Read and ensure you understand the information in this manual and other technical documents provided by Öhlins, before you use the product.

👁 Note!

Öhlins Racing AB. can not be held responsible for any damage to the shock absorber/front fork/steering damper, vehicle, other property or injury to persons, if the instructions for mounting, usage and maintenance are not obeyed.

⚠ Warning!

If the suspension makes an abnormal noise, or the function is irregular, or if you notice any leakage from the product, stop the vehicle immediately and return the product to an Öhlins Service Centre.

⚠ Warning!

The product warranty shall only apply if the product has been operated and maintained in accordance with recommendations in this manual. If you have any questions regarding usage, service, inspection and/or maintenance contact Öhlins.

👁 Note!

When working with the Öhlins product, read the Vehicle Service Manual.

⚠ Warning!

This product was developed and designed exclusively for a specific vehicle model and shall only be installed on the intended vehicle model in its original condition as delivered from the vehicle manufacturer.

Contents

Figure 1 - Body assy 3
Figure 2 - Damping assy + Seal head assy.... 4
Figure 3 - Reservoir assy..... 5
Figure 4 - Spring assy..... 6
Figure 5 - Shaft assy..... 7

SAFETY SYMBOLS

In this manual, mounting instructions and other technical documents, important information concerning safety is distinguished by the following symbols:



The Safety Alert Symbol means: Warning! Your safety is involved.

⚠ Warning!

The Warning Symbol means: Failure to follow warning instructions can result in severe or fatal injury to anyone working with, inspecting or using the shock absorber, or to bystanders.

👁 Caution!

The Caution Symbol means: Special precautions must be taken to avoid damage to the shock absorber.

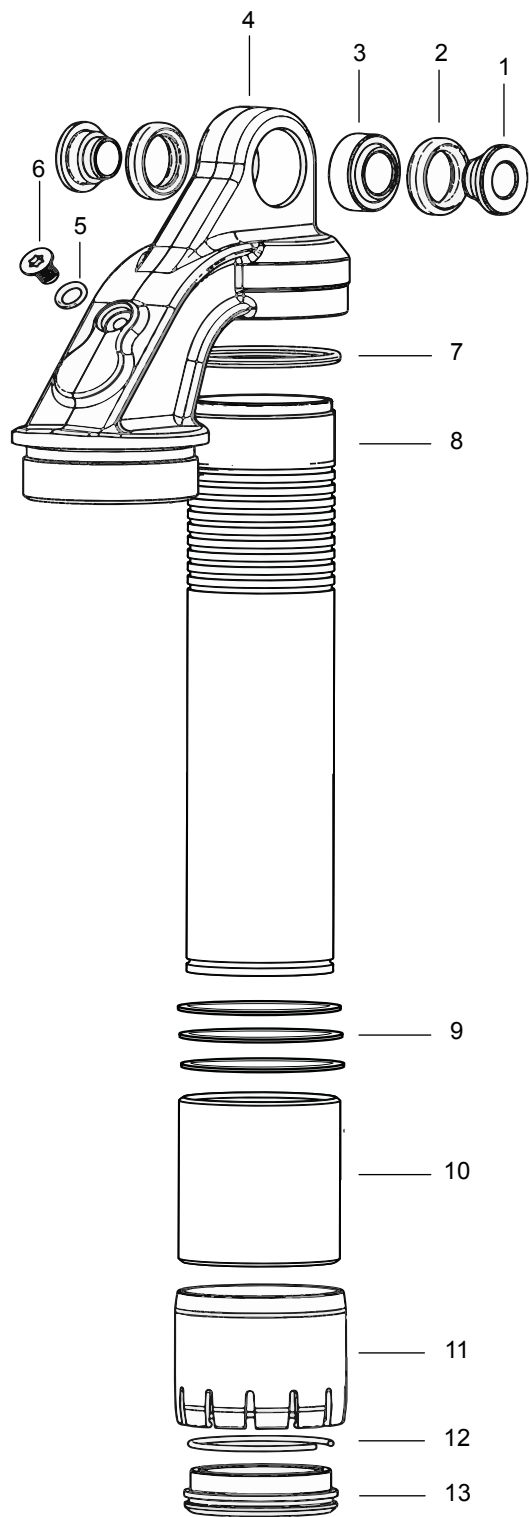
👁 Note!

The Note Symbol indicates information that is important regarding procedures.

© Öhlins Racing AB. All rights reserved.
Any reprinting or unauthorized use without the written permission of Öhlins Asia Co.,Ltd is prohibited.

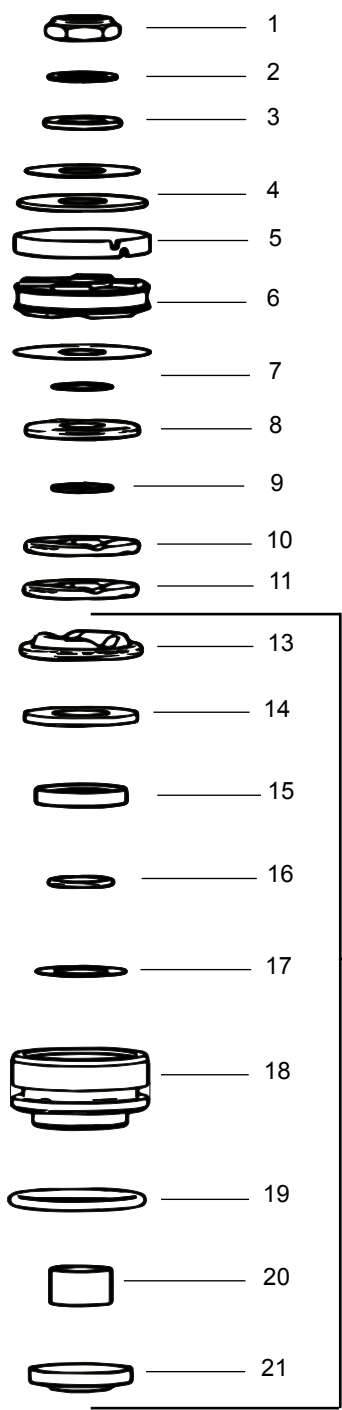
SPL HO 4300

Figure 1 - Body assy



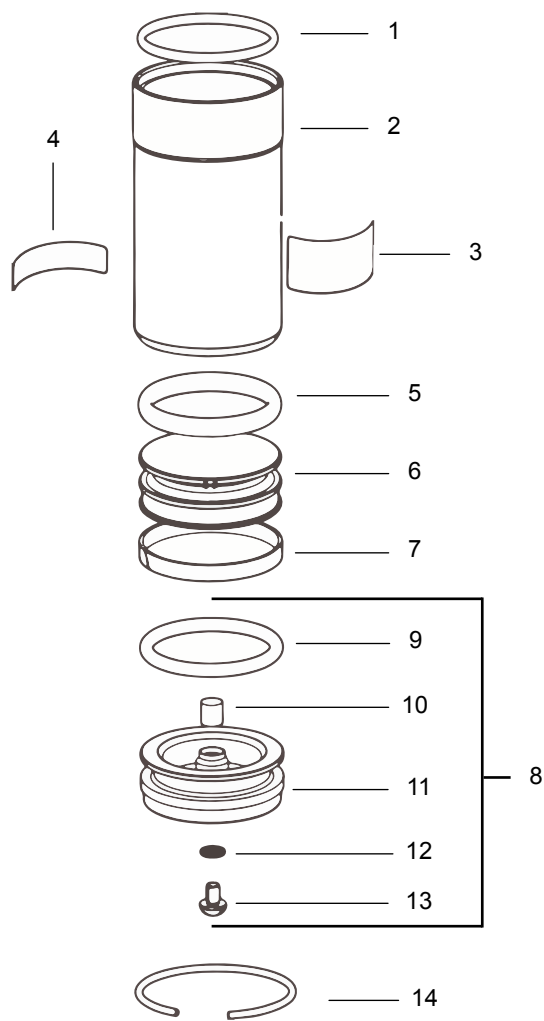
Pos	Part No	Pcs	Description	Notes
1-1	02118-23	2	Spacer, ball joint	
1-2	00338-06	2	O-ring	
1-3	00136-01	1	Ball joint	
1-4	00303-11	1	Cylinder head	
1-5	00438-33	1	O-ring	
1-6	00382-07	1	Screw	
1-7	00338-02	1	O-ring	
1-8	00300-26	1	Cylinder tube	
1-9	00576-06	3	O-ring	
1-10	03281-03	1	Sleeve Aluminum	
1-11	00417-02	1	Support sleeve	
1-12	00128-01	1	Circlip	
1-13	63065-02	1	End cap	

Figure 2 - Damping assy+Seal head assy



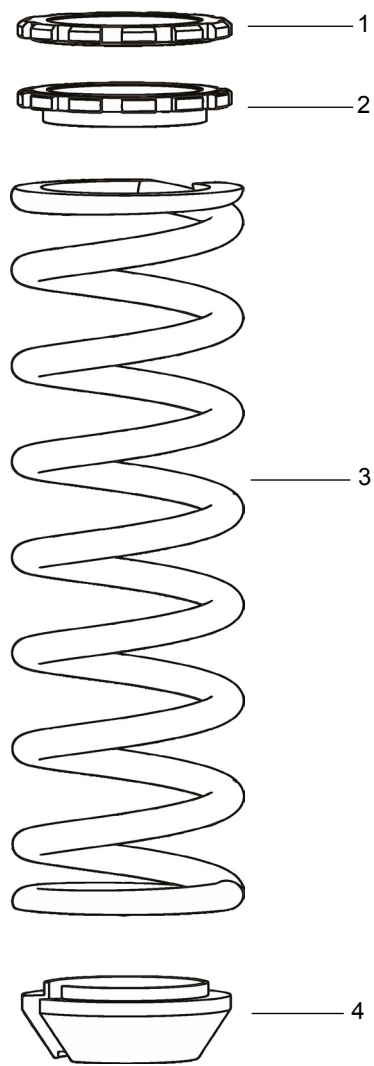
Pos	Part No	Pcs	Description	Notes
2-1	00539-01	1	Lock nut	
2-2	00578-01	1	Washer	
2-3	00519-07	1	Stop washer	
2-4	-	-	Shim stack	See spec.
2-5	03078-01	1	Piston ring	
2-6	03377-40	1	Piston	
2-7	-	-	Shim stack	See spec.
2-8	03068-01	1	Valve stop	
2-9	00436-01	1	Circlip	
2-10	03269-02	2	Spacer	
2-11	03269-03	1	Spacer	
2-12	03164-07	1	Seal head assy	
2-13	03067-02	1	Stop rubber	
2-14	04752-02	1	Washer	
2-15	04717-02	1	Seal	
2-16	01032-09	1	Back-up ring	
2-17	04729-02	1	Shim	
2-18	63064-03	1	Seal head	
2-19	00338-09	1	O-ring	
2-20	01056-12	1	Bushing	
2-21	03070-02	1	Scraper	

Figure 3 - Reservoir assy assy



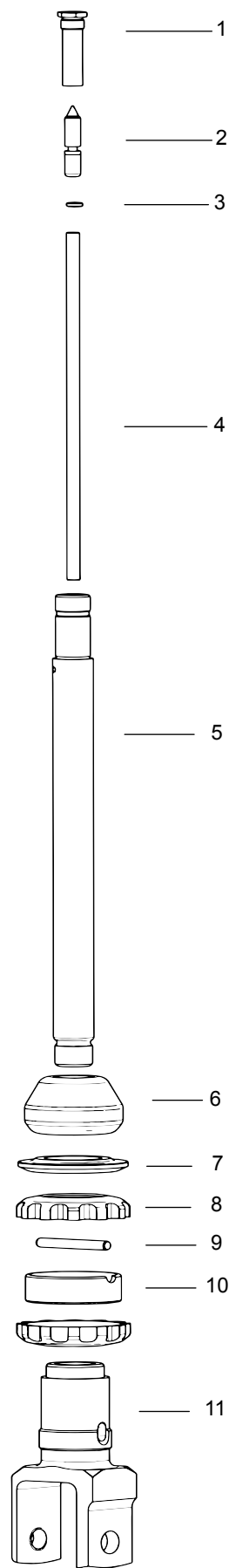
Pos	Part No	Pcs	Description	Notes
3-1	00338-24	1	O-ring	
3-2	60302-01	1	Reservoir	
3-3	60191-10	1	Sticker Öhlins	
3-4	00196-01	1	Sticker Warning	
3-5	00338-04	1	O-ring	
3-6	00305-01	1	Reservoir piston	
3-7	00340-01	1	Teflon band	
3-8	00161-03	1	Reservoir top assy	
3-9	00338-04	1	O-ring	
3-10	00604-01	1	Rubber valve	
3-11	00561-03	1	Reservoir end cap	
3-12	00338-59	1	O-ring	
3-13	01050-01	1	Screw	
3-14	00329-01	1	Circlip	

Figure 4 - Spring assy



Pos	Part No	Pcs	Description	Notes
4-1	60155-02	1	Lock nut	
4-2	60154-02	1	Spring platform	
4-3	60480-01	1	Spring	
4-4	65102-01	1	Spring clip	

Figure 5 - Shaft assy



Pos	Part No	Pcs	Description	Notes
5-1	01021-03	1	Shaft jet	
5-2	01055-03	1	Adj. needle	
5-3	00338-14	1	O-ring	
5-4	03566-63	1	Adj.shaft	
5-5	63062-17	1	Shaft	
5-6	03063-02	1	Bump rubber	
5-7	63117-01	1	Stop washer	
5-8	01016-01	2	Seal rebound adjuster	
5-9	01030-01	1	Pin	
5-10	01128-01	1	Adj. knob	
5-11	63152-01	1	End bracket	

Your Öhlins retailer:



Öhlins Racing AB
Box 722
SE-194-27, Upplands Väsby
Sweden

Phone: +46 (0)8 590 025 00
Fax: +46 (0)8 590 025 80
www.ohlins.com



www.ohlins.com